



**ROBO  
GLOBAL™**

## The ROBO Global™ Robotics and Automation Index

### ROBO Global™ Indices

#### Bloomberg Tickers

Price Return	ROBO
Total Return	ROBOTR

#### Web

[www.roboglobal.com](http://www.roboglobal.com)

#### Email

[info@roboglobal.com](mailto:info@roboglobal.com)

#### Phone

214-272-2710

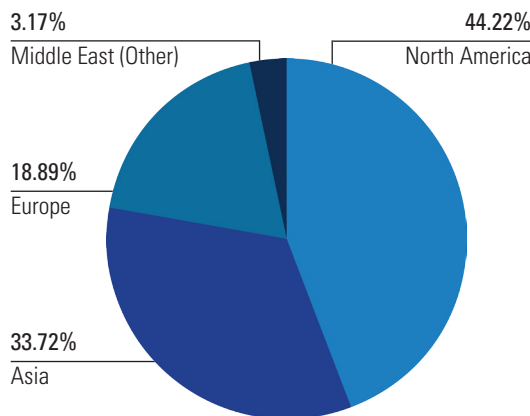
The ROBO Global™ Robotics and Automation Index measures the performance of companies focused on robotics, automation, and enabling technologies. The index is comprised of companies in the rapidly developing global robotics and automation industry, with headquarters in over 15 different countries around the world and listings on multiple foreign and domestic exchanges.

#### Index Methodology

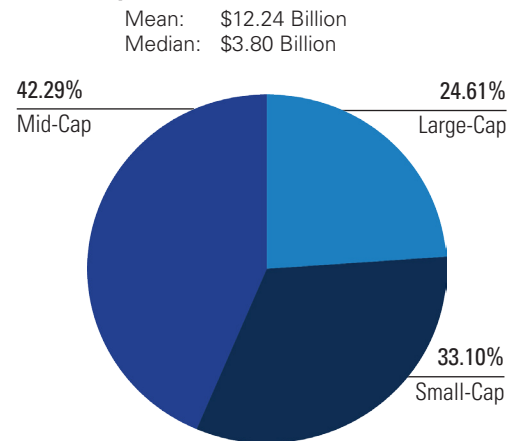
The index is maintained by a team of financial and robotics experts to ensure that it remains a leading indicator of the robotics and automation market. Index components are selected from a proprietary database of companies that derive all or a portion of revenues from robotics, automation and related technologies.

At the quarterly rebalance, the index is comprised of bellwether (40%) and non-bellwether (60%) stocks, with bellwether stocks having approximately double the weight of non-bellwether stocks. Bellwether stocks are companies which derive the majority of their revenues from robotics and automation or are a market share leader. Whereas non-bellwether stocks are securities that have a distinct segment of their business involved in robotics and automation that is expected to drive revenues higher as such products and/or services expand.

#### Geographic Breakdown



#### Market Capitalization Breakdown



Bellwether Companies	GICS® Sector	Country	
ABB LTD	Industrials	SWITZERLAND	
ACCURAY INC	Health Care	UNITED STATES	
AEROVIRONMENT INC	Industrials	UNITED STATES	
AMANO CORP	Information Technology	JAPAN	
COGNEX CORP	Information Technology	UNITED STATES	
DAIFUKU	Industrials	JAPAN	
FANUC CORP	Industrials	JAPAN	
FARO TECHNOLOGIES INC	Information Technology	UNITED STATES	
HARMONIC DRIVE SYSTEMS	Industrials	JAPAN	
HIWIN TECH CORP	Industrials	TAIWAN	
HOLLYSYS	Industrials	CHINA	
INTUITIVE SURGICAL INC	Health Care	UNITED STATES	
IROBOT CORP	Consumer Discretionary	UNITED STATES	
KEYENCE CORP	Information Technology	JAPAN	
KRONES AG	Industrials	GERMANY	
OCEANEERING INTERNATIONAL	Energy	UNITED STATES	
OMRON CORP	Information Technology	JAPAN	
NABTESCO	Industrials	JAPAN	
RAVEN INDUSTRIES	Industrials	UNITED STATES	
ROCKWELL AUTOMATION	Industrials	UNITED STATES	
YASKAWA ELEC CORP	Information Technology	JAPAN	
YUSHIN PRECSN EQPT	Industrials	JAPAN	



**ROBO  
GLOBAL™**

## The ROBO Global™ Robotics and Automation Index

### ROBO Global™ Indices

#### Bloomberg Tickers

Price Return	ROBO
Total Return	ROBOTR

#### Web

www.roboglobal.com

#### Email

info@roboglobal.com

#### Phone

214-272-2710

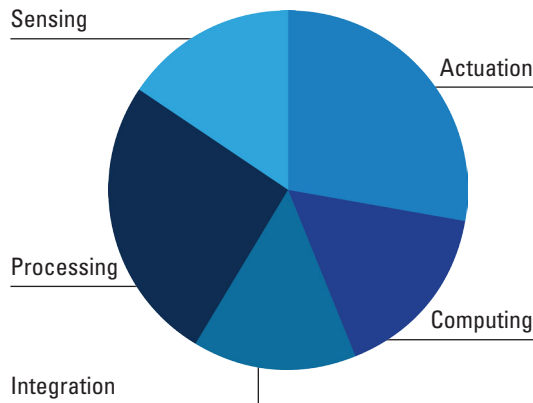
#### Index Classification

The ROBO Global™ Robotics and Automation Index captures the entire value chain of robotics, automation, and enabling technologies. It consists of two primary tiers, Technologies and Applications, and 13 secondary tiers. The tiered classification system illustrates where each index holding fits into the robotics and automation "value chain."

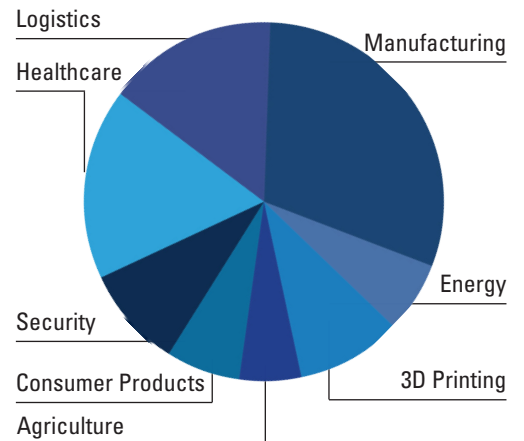
**Technologies** captures all index companies that manufacture or provide services related to any machinery, equipment, devices or sensors supporting a robot performing its task. It also includes those companies that provide key-enabling software and processing technologies used to advance the conversion to autonomous systems. These are the companies that enable robots to sense, process and act.

**Applications** highlights all index companies that incorporate multiple robotic and automation technologies into their product or manufacturing process to improve efficiency in traditional business lines as well as the development of entirely new business propositions.

#### Technologies: 48.5% of Holdings



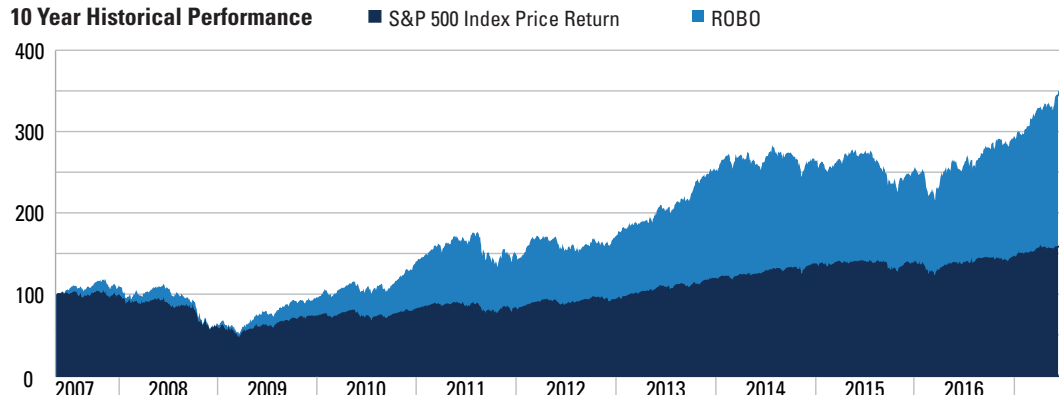
#### Applications: 51.5% of Holdings



#### Index Performance

Total Returns		Portfolio Characteristics	
1 Month	9.71%	Sharpe Ratio	3.67
3 Month	9.43%	Beta	0.94
1 Year	43.23%	Current P/E	27.11
3 Year Annualized	12.07%	Forward P/E	21.89
5 Year Annualized	17.65%	Dividend	1.18%

#### 10 Year Historical Performance



Source: ROBO Global™ Indices data as of May 15, 2017. Charts and graphs are provided for illustrative purposes. Past performance is no guarantee of future results.



**ROBO  
GLOBAL™**

## The ROBO Global™ Robotics and Automation Index ROBO Global™ Indices

---

### Bloomberg Tickers

Price Return	ROBO
Total Return	ROBOTR

---

### Web

[www.roboglobal.com](http://www.roboglobal.com)

---

### Email

[info@roboglobal.com](mailto:info@roboglobal.com)

---

### Phone

214-272-2710

---

### GENERAL DISCLAIMER

Copyright © 2017 by ROBO Global LLC. "ROBO Global" All rights reserved. ROBO Global™ is a registered trademark of ROBO Global LLC. Redistribution, reproduction and/or photocopying in whole or in part are prohibited without written permission.

This document does not constitute an offer of services in jurisdictions where ROBO Global does not have the necessary licenses. All information provided by ROBO Global is impersonal and not tailored to the needs of any person, entity or group of persons. Past performance of an index is not a guarantee of future results.

It is not possible to invest directly in an index. Exposure to an asset class represented by an index is available through investable instruments based on that index. ROBO Global makes no assurance that investment products based on the index will accurately track index performance or provide positive investment returns. A decision to invest in any such investment fund or other investment vehicle should not be made in reliance on any of the statements set forth in this document. Prospective investors are advised to make an investment in any such fund or other vehicle only after carefully considering the risks associated with investing in such funds, as detailed in an offering memorandum or similar document that is prepared by or on behalf of the issuer of the investment fund or other vehicle. Inclusion of a security within an index is not a recommendation by ROBO Global to buy, sell, or hold such security, nor is it considered to be investment advice. Closing prices for the ROBO Global™ Robotics and Automation Index are calculated by Solactive AG based on the closing price of the individual constituents of the index as set by their primary exchange.

These materials have been prepared solely for informational purposes based upon information generally available to the public from sources believed to be reliable. No content contained in these materials (including index data, ratings, credit-related analyses and data, model, software or other application or output therefrom) or any part thereof (Content) may be modified, reverse-engineered, reproduced or distributed in any form by any means, or stored in a database or retrieval system, without the prior written permission of ROBO Global. The Content shall not be used for any unlawful or unauthorized purposes. ROBO Global and its third-party data providers and licensors (collectively "ROBO Global Parties") do not guarantee the accuracy, completeness, timeliness or availability of the Content. ROBO Global Parties are not responsible for any errors or omissions, regardless of the cause, for the results obtained from the use of the Content.

The content is provided on an "as is" basis. ROBO Global parties disclaim any and all express or implied warranties, including, but not limited to, any warranties of merchantability or fitness for a particular purpose or use, freedom from bugs, software errors or defects, that the content's functioning will be uninterrupted or that the content will operate with any software or hardware configuration. In no event shall ROBO Global Parties be liable to any party for any direct, indirect, incidental, exemplary, compensatory, punitive, special or consequential damages, costs, expenses, legal fees, or losses (including, without limitation, lost income or lost profits and opportunity costs) in connection with any use of the Content even if advised of the possibility of such damages.

The Global Industry Classification Standard (GICS®) was developed by and is the exclusive property and a trademark of Standard & Poor's and MSCI. Neither MSCI, Standard & Poor's nor any other party involved in making or compiling any GICS classifications makes any express or implied warranties or representations with respect to such standard or classification (or the results to be obtained by the use thereof), and all such parties hereby expressly disclaim all warranties of originality, accuracy, completeness, merchantability or fitness for a particular purpose with respect to any of such standard or classification. Without limiting any of the foregoing, in no event shall MSCI, Standard & Poor's, any of their affiliates or any third party involved in making or compiling any GICS classifications have any liability for any direct, indirect, special, punitive, consequential or any other damages (including lost profits) even if notified of the possibility of such damages.