

ROBO Global® Robotics and Automation Index ETF

Factsheet as of December 31, 2017

ROBO is the first robotics and automation ETF to market, providing investors access to rapidly evolving robotics, automation and artificial intelligence (AI) companies. These companies produce enabling technologies and applications that have the potential to be a driving force of change and propel global economic growth and productivity.

Why ROBO?

- 1. Global Exposure** to the value chain of Robotics, Automation and Artificial Intelligence companies, across 14 countries in developed and emerging markets.
- 2. Multi-cap** fund providing diversified access to large cap, midcap and small cap companies with minimal overlap with broad market indices.
- 3. Industry Experts** (1) specializing in Robotics, Automation and Artificial Intelligence whose mission is to identify and define the universe of robotic and automation for investors.

Key Facts

Fund Launch Date	10/21/2013
Assets Under Management (million USD)	1,958.70
Benchmark Index	ROBO Global® Robotics & Automation Index
Number of Equity Holdings	89
Expense Ratio	95 bps
Rebalance Frequency	Quarterly
Ticker	ROBO
CUSIP	301505707
Exchange	NASDAQ

Growth of 10,000 USD since inception



The Hypothetical Growth of \$ 10,000 chart reflects a hypothetical \$10,000 investment and assumes reinvestment of dividends and capital gains. Fund expenses, including management fees and other expenses were deducted.

Performance as of 12/31/2017

	Curr. Qtr	YTD	1 YR	3 YR*	SI*
ROBO @ NAV	7.08%	44.17%	44.07%	16.76%	12.93%
ROBO @ Mkt Price	6.85%	44.07%	44.27%	16.86%	12.95%
ROBO Global Index	7.40%	45.80%	45.71%	18.02%	14.52%

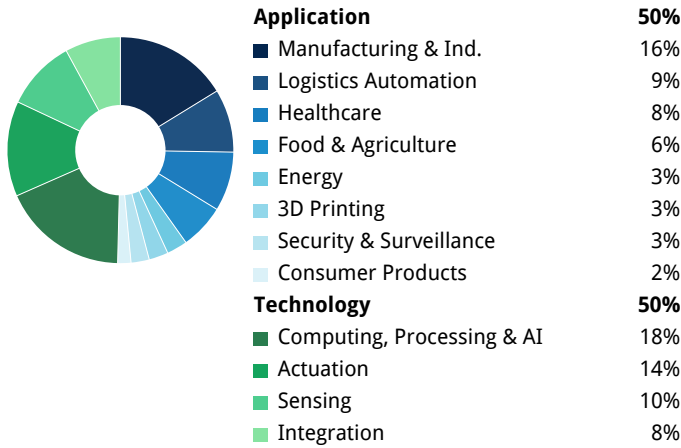
* annualized

Fund Characteristics

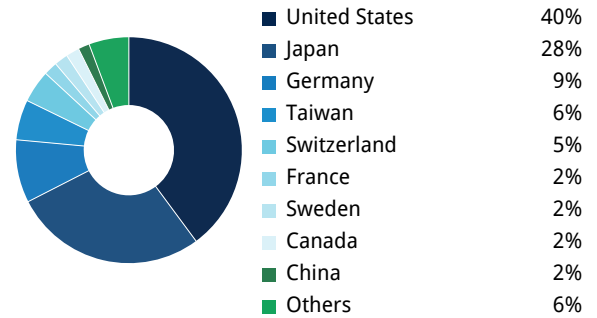
Beta vs S&P	0.87
Beta vs ACWI	1.24
Standard Deviation	7.68%
Sharpe Ratio	3.62
Price to Earnings	30.07
Price to Book	3.90

The performance data quoted represents past performance and does not guarantee future results. Investment return and principal value of an investment will fluctuate so that an investor's shares, when sold or redeemed, may be worth more or less than their original costs. Current performance may be higher or lower than the performance quoted. Returns for periods greater than one year are annualized. Market price returns are based upon the midpoint of the bid/ask spread at 4:00 Eastern Time and do not represent the returns you would receive if your traded shares at another times. For performance data current to the most recent month end, please call 1-888-888-888 or visit www.roboglobal.etfs.com

ROBO Global® Industry Classification



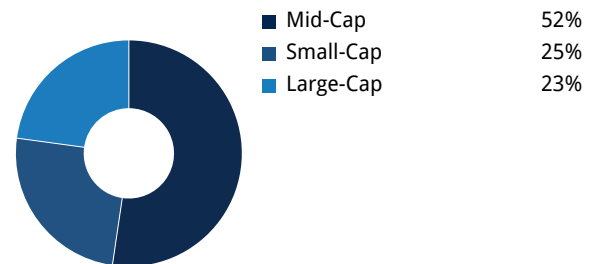
Geographic Breakdown



Applications - highlights all index companies that incorporate multiple robotic and automation technologies into their product or manufacturing process to improve efficiency in traditional business lines as well as the development of entirely new business propositions.

Technology - captures all index companies that manufacture or provide services related to any machinery, equipment, devices or sensors supporting a robot performing its task. It also includes those companies that provide key-enabling software and processing technologies used to advance the conversion to autonomous systems. Essentially, we are looking at the companies that enable robots to sense, process and act.

Market Capitalization Breakdown



Glossary

Experts (1) - Through the expertise of its leadership team and strategic advisors, including 5 PhDs in the fields of engineering and robotics, ROBO Global® searches worldwide to find cutting-edge companies deploying robotic, automation and artificial intelligence solutions to industries and people. By defining the ecosystem, they are able to track the global growth of the industry.

S&P500 is an equities index generally considered to be a benchmark for the US equities market. It is comprised of the 500 largest companies having common stock listed on the NYSE or NASDAQ.

ACWI The MSCI All Country World Index is a global index generally considered to be a broad measure of equity-market performance throughout the world.

Beta is a measure of the volatility of a portfolio in comparison to the market as a whole.

Standard Deviation is a measure used to quantify the amount of variation in a set of data values.

Sharpe Ratio is a risk-adjusted measure that calculates excess performance with respect to the risk free rate, per unit of volatility over time.

Beta, Standard Deviation and Sharpe ratio are calculated on the last 52 weeks.

Top Holdings

IROBOT CORP	1.90%
OCEANEERING INTL INC	1.85%
KRONES AG	1.80%
IPG PHOTONICS CORP	1.72%
DAIFUKU CO LTD	1.71%
OMRON CORP	1.70%
HIWIN TECHNOLOGIES CORP	1.70%
ABB LTD-REG	1.70%
FANUC CORP	1.69%
ROCKWELL AUTOMATION INC	1.68%
	17.45%

Subject to change. Current and future holdings subject to risk.

Disclaimer

Carefully consider the Fund's investment objectives, risk factors, charges and expenses before investing. This and additional information can be found on the Funds' full or summary prospectus, which may be obtained at www.roboglobal.tfs.com. Read the prospectus carefully before investing.

Exchange Traded Concepts, LLC serves as the investment advisor, and Vident Investment Advisory, LLC serves as a sub advisor to the fund. The Funds are distributed by SEI Investments Distribution Co. (SIDCO), which is not affiliated with Exchange Traded Concepts, LLC or any of its affiliates.

Investing involves risk, including the possible loss of principal. International investments may also involve risk from unfavorable fluctuations in currency values, differences in generally accepted accounting principles, and from economic or political instability. Emerging markets involve heightened risks related to the same factors as well as increased volatility and lower trading volume. Narrowly focused investments and investments in smaller companies typically exhibit higher volatility. There is no guarantee the fund will achieve its stated objective.

These risks associated with investments in Robotics and Automation Companies include, but are not limited to, small or limited markets for such securities, changes in business cycles, world economic growth, technological progress, rapid obsolescence, and government regulation. Robotics and Automation Companies, especially smaller, start-up companies, tend to be more volatile than securities of companies that do not rely heavily on technology. Rapid change to technologies that affect a company's products could have a material adverse effect on such company's operating results. Robotics and Automation Companies may rely on a combination of patents, copyrights, trademarks and trade secret laws to establish and protect their proprietary rights in their products and technologies. There can be no assurance that the steps taken by these companies to protect their proprietary rights will be adequate to prevent the misappropriation of their technology or that competitors will not independently develop technologies that are substantially equivalent or superior to such companies' technology.

Shares are bought and sold at market price (not NAV) and are not individually redeemed from the Fund. Market price returns are based upon the midpoint of the bid/ask spread at the close of the exchange and does not represent the returns an investor would receive if shares were traded at other times. Brokerage commissions will reduce returns. NAVs are calculated using prices as of 4:00 PM Eastern Time.